

# Doberman Pinscher Puppy Personality Test

## Grading Personality/Temperament Scores

Add up the total of the puppy's scores:

- A: III
- B: II
- C: III
- D: II
- F: \_\_\_\_\_

Observer's Notes:  
Puppy tied between  
A B + C, but I  
gave final score as B  
due to her outgoing nature

Name or ID# of puppy:  
P2.9Z black female  
Indy

Name of tester:  
Melanie

Name of observer:  
Amy


### Mostly A's:

This is the most desirable score for a Doberman looking into potential specialized training. This is especially applicable for professional protection work.

This exhibits an Alpha personality with a strong desire to be the leader. A personality like this has a tendency to set the rules while engaging with other dogs. Best explained as an extrovert. As a result, socializing (while still critical) should be easy as they are not likely to show fear of strangers.

However, due to the high quality of their personality, a trainer that can clearly establish authority without damaging their confidence will be needed.

Date of test:  
6/25/24



Majority Score:  
B

# Doberman Pinscher Puppy Personality Test

## Grading Personality/Temperament Scores

### **Mostly B's:**

Next up in line for the alpha role, this puppy also indicates leadership qualities and confidence. While not as assertive as an A, they should be easier to establish authority but still show potential for professional roles such as military or law enforcement work and indicate excellent family protection potential as well.

While a confident hand will also be needed for this type of personality, the handler will not need to work as hard for the alpha role as they would with an A.



# Doberman Pinscher Puppy Personality Test

## Grading Personality/Temperament Scores

### **Mostly C's:**

A puppy that continues to develop with this personality score is likely to be friendly but cautious towards strangers and visitors. While they would not be recommended for military or law enforcement, they do show potential as excellent family protectors.

As a result, a personality score of this type would be ideal for those looking for protection but not wanting to have to worry so much about establishing authority.

However, because of their slightly more timid nature, socializing is going to be needed more extensively.



# Doberman Pinscher Puppy Personality Test

## Grading Personality/Temperament Scores

### **Mostly D's:**

Contrary to school scores, a D is not a failing grade. This just indicates their level of confidence. To explain, a puppy with this type of personality would need to gain more confidence before they would be suitable for protection work. However, they still show potential as an excellent quality therapy dog or family pet. \*This is of course, pending their trainability.

Furthermore, they are more likely to show submissive behavior and be overly concerned with their owner's approval. As a result, punishment for bad behavior should be done with caution so as not to damage what little confidence they do have.

*I will note that I have seen puppies with who have initially scored a D perform a 180° change in character and exhibit A type potential once becoming a fully mature adult at 2 years old. **This is of course, pending the proper environment, care, and socializing tailored to improve their confidence level.***

*In summary, consider a D-type Doberman as more of an introvert.*



# Doberman Pinscher Puppy Personality Test


## Grading Personality/Temperament Scores

### **Mostly F's:**

There are two types of F's. One is overly aggressive. The other is overly fearful. The extremely fearful one is actually more dangerous because they are more unpredictable.

In either case, this type of behavior is not natural. Such an outcome is rare and indicates inbreeding or the puppy experienced some type of traumatic experience. Other times it can be the result of wild-based bloodlines from animals such as wolves or coyotes who are more independent natured, less predictable, and not concerned with the approval of their handler.

Above all, a Doberman that fails the personality test should not be considered for any type of specialized training. While healing measures can be implemented in order to improve their scores, it is recommended that the Doberman be homed with an individual that has experience dealing with these types of dogs and will not have children around them. Either way, this score is not suitable for specialized training in work related roles.



# Doberman Pinscher Puppy Personality Test


## Final Considerations

At times, repeat testing may be required if the observer or the caretaker are able to identify any interrupting influences during the test.

For example, there is a stressful environment, if there is a rush of time, the puppy has gotten tired, distractions appear, etc.

Such things also need to be considered carefully before assigning the puppy with their official results. However, careful note-taking is important. This includes the fact that if there was a repeat test done and what both test results were.

**\*Note\* If a repeat test is conducted, the stability and sound sensitivity tests may need to be altered slightly so as to provide unexpected stimulus in order to fully gauge the puppy's instinctual response.**



# Doberman Pinscher Puppy Personality Test

## Point of Contact

For questions or more information regarding the Tackleberry Solution's personality test, please contact us:

[guard.dogs@tackleberrysolutions.com](mailto:guard.dogs@tackleberrysolutions.com)

**God bless,**

**Amy Arthur**

**Author & Tackleberry Doberman Breeder**



# Doberman Pinscher Puppy *Personality Test*

Test must be performed on neutral territory in an unfamiliar environment with limited distractions.

## Phase 1: Social Attraction


- Tester sits with their back towards the entrance of the room or space.
- Caretaker enters with the observer, placing the puppy about 4' away from the tester.
- Tester can twist slightly, but should not get up or turn around.
- Tester then calls to the puppy in an attempt to get it to come to them.

## Grade results with the following guidelines:

- Came readily, eager to play - A
- Came readily, curious - B
- Came readily, cautious - C
- Came hesitantly, scared - D
- Didn't come at all, looked - D
- Didn't come at all, showed no interest and/or exhibited stress - F

Observer's Notes:

was well rested





# Doberman Pinscher Puppy *Personality Test*

Test must be performed on neutral territory in an unfamiliar environment with limited distractions.

## Phase 2: Following

- Tester engages with the puppy and gets their attention
- Tester stands up and slowly walks away, calling the puppy to follow

## Grade results with the following guidelines:

- Followed happily, eager to play - A
- Followed happily, curious - B
- Followed happily, cautious - C
- Followed scared - D
- Did not follow, just watched - D
- Did not follow, and turned away - F

\*Redo the test if the puppy turned away due to a distraction

Observer's Notes:



# Doberman Pinscher Puppy *Personality Test*

Test must be performed on neutral territory in an unfamiliar environment with limited distractions.


## Phase 3: Restraint

- Tester gently puts puppy on its back and softly holds it there for 30 seconds \*Release the puppy early if it shows clear distress

## Grade results with the following guidelines:

- Struggled fiercely, mouthed hands - A
- Struggled fiercely - B
- Settled, struggled, settled, made some eye contact - C
- Struggled, settled - D
- No struggle - D
- No struggle, showed fear, started shaking - F

Observer's Notes:



# Doberman Pinscher Puppy *Personality Test*

Test must be performed on neutral territory in an unfamiliar environment with limited distractions.


## Phase 4: Social Dominance

- Tester sits next to and engages with puppy - gently and calmly petting it from the head to the back.
- Tester continues until the puppy exhibits a reaction that can be graded

## Grade results with the following guidelines:

- Squirmed, mouthed, tries to play - A
- Tries to play, cuddle, or lick face - B
- Makes eye contact then looks away, may lick hands - C
- Avoids eye contact - D
- Shows fear or aggression - F

Observer's Notes:



# Doberman Pinscher Puppy Personality Test

Test must be performed on neutral territory in an unfamiliar environment with limited distractions.

## Phase 5: Retrieving


- Tester has a toy (deer hide \*ideal\*, rope, or ball, etc.)
- Tester engages with the puppy for a moment
- Tester throws the toy 4' or less away

## Grade results with the following guidelines:

- Chased object, picked it up and ran away - A
- Chased object, stood over it and did not return - B
- Chased object, picked it up and returned to Tester - C
- Chased object, returned to tester without it - D
- Started to chase, lost interest - D
- Watched object get thrown, did not chase - D
- Showed no interest in object at all - F

## Observer's Notes:

had trouble picking it up - returned  
to tester after video ended  
↳ got her to repeat



# Doberman Pinscher Puppy *Personality Test*

Test must be performed on neutral territory in an unfamiliar environment with limited distractions.


## Phase 6: Play Drive

- Caretaker places puppy in the center of the room
- Tester takes a toy, hide, or rag tied to a string and playfully drags it around in front of the puppy about 2' away

## Grade results with the following guidelines:

- Pounced on object, tried to tug it away - A
- Pounced on object - B
- Chased or investigated object happily - C
- Watched with curiosity, tail down - D
- Stood behind tester or caretaker for comfort - D
- Showed visible fear of object - F

Observer's Notes:



# Doberman Pinscher Puppy *Personality Test*

Test must be performed on neutral territory in an unfamiliar environment with limited distractions.


## Phase 7: Dominance

- Tester holds puppy facing them at eye level
- Tester makes eye contact with puppy for about 10 seconds

## Grade results with the following guidelines:

- Briefly makes eye contact, wants down - A
- Makes eye contact, licks nose - B
- Briefly makes eye contact, looks away - C
- Avoids eye contact - D
- Shows aggression or fear - F

Observer's Notes:



# Doberman Pinscher Puppy Personality Test

Test must be performed on neutral territory in an unfamiliar environment with limited distractions.

## Phase 8: Stability


- Caretaker places puppy in the middle of the room next to standing Tester with an umbrella in their hand
- Tester smoothly, but **not** aggressively opens umbrella in front of puppy and places it near them

## Grade results with the following guidelines:

- Runs to umbrella, tries to play with it - A
- Walked to umbrella, curious - B
- Slowly approaches, cautious - C
- Sat and looked but does not get closer - D
- Showed small startle or no interest - D
- Runs away from the umbrella to hide behind caretaker - F

Observer's Notes:

was busy chewing toy



# Doberman Pinscher Puppy *Personality Test*

Test must be performed on neutral territory in an unfamiliar environment with limited distractions.


## Phase 9: Sound Sensitivity

- Caretaker places puppy in the center of the room
- Tester stands about 5' away with a metal pot and spoon
- Tester bangs pot and spoon together to make a sudden, loud noise

## Grade results with the following guidelines:

- Runs towards noise - A
- Walks towards noise - B
- Looked, showed curiosity - C *walked away but no fear*
- Slightly startles and looks - D
- Ignores noise, shows no reaction - F

Observer's Notes:





# Doberman Pinscher Puppy Personality Test

Test must be performed on neutral territory in an unfamiliar environment with limited distractions.

## Phase 10: Touch Sensitivity

- Tester holds puppy
- Tester takes the webbing of their paw between two fingers
- Tester slowly applies pressure to the webbing of the paw as a gradual pinch while counting to 10
- Tester releases pressure the instant the puppy shows any reaction

## Grade results with the following guidelines:

- 8 - 10 count before response or no response at all - A
- 6 - 8 count before response - B
- 5 - 6 count before response - C
- 3 - 5 count before response - D
- 1 -2 count before response - F

Observer's Notes:

wanted down to play, wouldn't hold still long enough to gauge

